

How to make your food labels 1. Cut around all the black dotted lines. 2. Fold each label in half along the orange lines. 3. Glue one inner side of the label 4. Fold around a cocktail stick. 5. Write the name of the goods and the suggested price/donation in the blank space. 6. Place the label in your cake.



mnda
motor neurone disease
association

bake it!
and help make MND history




mnda
motor neurone disease
association

bake it!
and help make MND history




mnda
motor neurone disease
association

bake it!
and help make MND history




mnda
motor neurone disease
association

bake it!
and help make MND history



mnda
motor neurone disease
association

bake it!
and help make MND history



mnda
motor neurone disease
association

bake it!
and help make MND history



mnda
motor neurone disease
association

bake it!
and help make MND history



mnda
motor neurone disease
association

bake it!
and help make MND history



mnda
motor neurone disease
association

bake it!
and help make MND history



mnda
motor neurone disease
association

bake it!
and help make MND history



mnda
motor neurone disease
association

bake it!
and help make MND history



mnda
motor neurone disease
association

bake it!
and help make MND history



mnda
motor neurone disease
association

bake it!
and help make MND history



mnda
motor neurone disease
association

bake it!
and help make MND history



mnda
motor neurone disease
association

bake it!
and help make MND history



mnda
motor neurone disease
association

bake it!
and help make MND history



mnda
motor neurone disease
association

bake it!
and help make MND history



mnda
motor neurone disease
association

bake it!
and help make MND history




mnda
motor neurone disease
association

bake it!
and help make MND history



mnda
motor neurone disease
association

bake it!
and help make MND history



mnda
motor neurone disease
association

bake it!
and help make MND history